

SSuite Lemon Juice

... Getting the most from SSuite Office Lemon Juice ...



Introduction...

SSuite Lemon Juice was developed to enhance and improve user performance as much as possible. As you might have noticed, the interfaces are much more user-friendly and colourful than other productivity suites. It has also been optimised for all Windows Surface Pro tablets and other touch-screen devices supporting Windows x86 platforms.

This whole productivity suite is only 13 MB in download size. No other productivity suite can match our efficiency and small digital footprint. You will also see that there are no more menu structures to be found in the applications, so there is no more hunting for hidden features or functions, everything you see is what you get...

There is No Java or DotNet required to run our software either... 

With us you get it all for free!

So please enjoy this free premium office suite you have just installed...

This is version **v2.6.6.10** - 

... **Desktop Edition** ...

<https://www.ssuiteoffice.com/software/ssuitelemonjuice.htm>

New Online Release

<https://desktop.ssuiteoffice.com/>



Donate and become our Hero!

<https://www.ssuiteoffice.com/donate.htm>

Make a donation and help support our work in providing you with free office software...



Your contribution is vital the the success of our initiative!

<https://www.ssuiteoffice.com/resources/windowswithnojava.htm>

Thank you for supporting us! 🌟😊



SSuite Office's User Tutorials And Free Downloads

Have a look at all our tutorials to help you get the best out of any SSuite Office app...

<https://www.ssuiteoffice.com/tutorials.htm>

Come help yourself to our free software too!

<https://www.ssuiteoffice.com/software.htm>

Come have a look at our new free Online Office Suite:

Forget the Cloud... Go Direct!

<https://office.ssuiteoffice.com/>

Brand New HTML5 Web Apps Released, Forget the Cloud... Go Direct!



Our own custom web search engine - GROOT

<https://groot.ssuiteoffice.com/>



A word processor for any mobile device

<https://bluevelvet.ssuiteoffice.com/>



Create Gif Animations from any Video file...

<https://gifmaker.ssuiteoffice.com/>

<https://www.ssuiteoffice.com/categories/webapps.htm>

Incase you were wondering what a **PWA** is... it's the next software revolution!

Read more about it here:

<https://blog.ssuiteoffice.com/articles/ssuiteoffice/what-is-a-pwa-and-how-to-install-it-with-google-chrome-browser.htm>

Try our new online HD+ editions of WordGraph and Accel spreadsheet..

WordGraph HD+ Online Edition - <https://carbon.ssuiteoffice.com/>

Accel Spreadsheet HD+ Online Edition - <https://carbonplus.ssuiteoffice.com/>



Windows Help Files

Please take note about the help files:

The help files will not open in Windows Vista or Windows 7 / 8 / 10 / 11 and beyond. Windows itself displays a message that says it does not support "WinHlp32.exe" anymore.

The Windows Help program (WinHlp32.exe) is no longer included with Windows Vista or

Windows 7 / 8 / 10 / 11 and beyond. Users who want to view 32-bit .hlp files must download the program from the Microsoft Download Centre, and then install it on their computers. All 3rd party software developers are prohibited from distributing this file with their software installation(s).

Below are all the download links to the relevant Windows operating systems that need the "WinHlp32.exe" executable to perform correctly.



Click below get the latest Help-File for your Windows System:

<https://www.ssuiteoffice.com/resources/How-To-Run-Helpfiles-On-Windows.htm>

OR download directly from us...

<https://www.ssuiteoffice.com/software/mswindowshlp32pack.htm>



To install, just double-click on the downloaded file and Windows will do the rest. The help files will now run normally. There is no need for a restart.

{ WinHlp32.exe - 640 KB in download size }



The Windows 10 "WinHlp32.exe" will NOT be released...

Microsoft has announced that it will not implement this file for future use in Windows 10!

Windows 10 - Quick Solution without the help of Microsoft or any installations:

For users who need "winhlp32.exe", just get a copy from a Windows XP system.

It is located in **c:\windows**. Then, on Windows 10, boot to the command prompt or login using the built-in "Administrator" account, go to the windows folder, and replace the stub with winhlp32.exe from the XP system.

Problem solved - until you run sfc /scannow. This is yet another annoyance caused by Microsoft not wanting us to have a functional HELP for older programs.

Download WinXP Helpfile here:

<https://www.ssuiteoffice.com/downloads/windows/WinXP-winhlp32.zip>

How to enable the hidden "Administrator" Account in all of the Windows systems:

Run the command prompt { Admin } and enter:

net user administrator /active:yes

This will then activate the account. Just log off and re-login with the Administrator account. No password is necessary, just press on the enter button to continue.

To disable the Admin account:

net user administrator /active:no



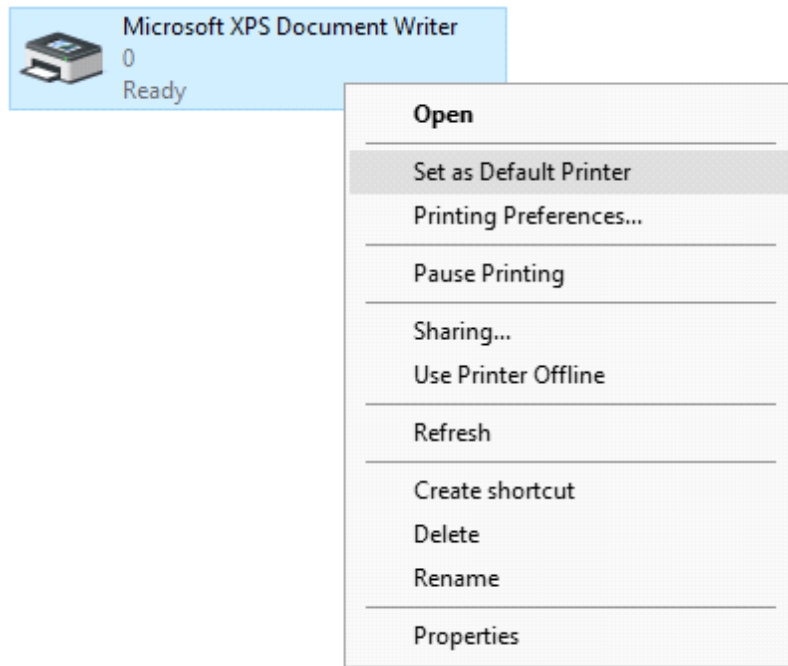
Windows printer environment...

If you are installing this software on a stand-alone computer that does not have a printer connected or does not have a printer driver installed, please simply install or load a generic driver from Windows's list of drivers. You may install any ink jet printer driver from Canon or HP for best results. {e.g. Canon i250/i1500 or HP 690C/710}

If you have a printer, make sure it is connected and switched on, as you may get an error message saying the WordGraph application has stopped working { This is a Windows 10 Error, our application is NOT at fault }.

This only happens if you don't have a printer set as your default printer, the printer is not connected, or not communicating with your computer!

If you don't want to install a printer driver, simply go to the printer page on the control panel and select the Microsoft XPS Document Writer as the default Printer. As simple as that!






This is needed for creating the best working and enhanced environment for our word processor's print preview features. Thank you.



How to use the Custom Spell Checker...

To use the spell checker successfully, just follow these easy steps...

1. To spell check the whole document, just click on the  button.
2. To spell check a paragraph, just double-click / select the paragraph and click on the  button.
3. To spell check a single word, just double-click / select the word or words and click on the  button.

That is it, the whole document, selected paragraph or word, will now appear in the Spell Checker automatically.

Just click on the "Start Checking" button and correct all your spelling mistakes fast... 🤪

When you are finished spell checking, just click on the "Copy to clipboard" button and paste your corrected text back into your document... 🏠



Word Processor File Formats:

1. Plain Text -- Plain Text ANSI (*.txt)
2. Rich Text Format -- Rich Text Format (*.rtf)
3. Rich Text Compressed Format {compresses up to 75%} -- Rich Text Compressed (*.rtc)
4. Microsoft Word Document Format -- Word 97-2003 & 6.0/95 - RTF (*.doc)
MS Office 95 - 2007



Please Take Note:

There are two different types of **doc** formats available. The first type is the official proprietary **MS Doc** format that is locked and requires a licence from Microsoft. The second **doc** format is the one we use, which is an open generic **doc** format that does not require special software to open...

*hence the name - **Word 97-2003 & 6.0/95 - RTF (*.doc)***



Digital Export File Formats in our Word Processor:

1. Portable Document File Format -- (*.pdf)
2. SSuite Presentation File Format -- (*.ssp)



Spreadsheet File Formats:

Spreadsheet File Formats:

1. Tabbed Text File Format -- Tabbed Text File (*.txt)
2. SSuite Accel Format -- SSuite Accel Workbook (*.vts)
3. Microsoft Excel 4 File Format -- MS Excel 4 Worksheet (*.xls)
4. Microsoft Excel 5 File Format -- MS Excel 5 Workbook (*.xls)
5. Tabbed Text File Format -- Tabbed Text File (Values Only) (* txt)
6. Comma Separated File Format-- CSV (Comma Delimited) (*.csv)
7. SSuite Basic-Math Spreadsheet -- SSuite Basic-Math Spreadsheet (*.bms)

***** New Online Spreadsheet Document Format *****

Try our new online Web and Android apps...

<https://www.ssuiteoffice.com/categories/webapps.htm>

OR

<https://office.ssuiteoffice.com/>

All Microsoft Excel documents created in QTCalc, SpreadForm One and SSuite Accel, are fully compatible with any spreadsheet application that can open and read the Microsoft Excel file format.

When printing in our spreadsheets applications; please see the help file for Header and Footer settings e.g. Page number, Date of worksheet printed etc...

When making your Excel 97-2007 workbooks and spreadsheets compatible with Accel, please read the procedure for this under "File Handling" in Accel's help file. Microsoft locks all of its documents.



Updates Made to the Graphical Software:

SSuite EZPhoto Editor - New interface cursors for better viewing and also enhanced importing and exporting of image formats. New Print Preview added.

Import / Open:

Portable Network Graphic - *.png with transparency
Graphics Interchange Format - *.gif with transparency
Graphics Interchange Format Animated - *.gif { Multi-Frame Compatible }
Joint Photographic Experts Group - *.jpg ; *.jpeg
Windows Bitmap - *.bmp
Windows Metafile - *.wmf
Windows Enhanced Metafile - *.emf

Export / Save:

Portable Network Graphic - *.png with transparency
Graphics Interchange Format - *.gif with transparency
Joint Photographic Experts Group - *.jpg
Tagged Information File Format 6.0 - *.tiff
Windows Bitmap - *.bmp
Windows Enhanced Metafile - *.emf

If you find this office suite in any way helpful and productive, please help support our efforts by making a donation or contribution...

<https://www.ssuiteoffice.com/donate.htm>



Your contribution is vital the the success of our initiative!

<https://www.ssuiteoffice.com/resources/windowswithnojava.htm>



More About Us...



Contact Details:



Web address : www.ssuiteoffice.com
Tutorials : www.ssuiteoffice.com/tutorials.htm
General Queries : www.ssuiteoffice.com/support.htm
Free Service Packs : www.ssuiteoffice.com/resources/servicepacks.htm
Free Software Downloads : www.ssuiteoffice.com/freedownloads.htm

<https://www.ssuiteoffice.com/>



SSuite Office - Lemon Juice with a fruity twist!



Stay Compatible - Stay Productive - Stay Connected

There are No trial versions - No recurring subscription fees - No registration is necessary.

Our software contains No third-party add-ons, toolbars, installers, or software distributions.



Does not contain any spyware, malware, viruses, or any other third-party software!

Go Green With Us:

<https://www.ssuiteoffice.com/aboutus.htm#318490165>

Installation Instructions for All our Free Office Suites and Applications:

- Before running any software applications, please read the "Read Me" document first!



Open Source Software Sucks Eggs Big Time!!!

